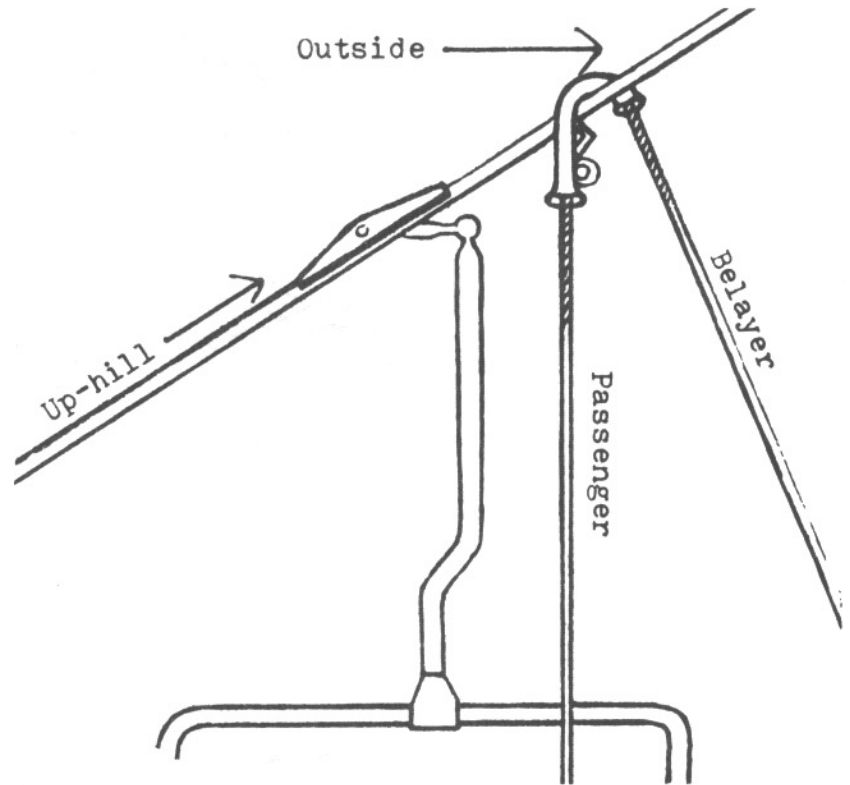


HOW TO USE THE LINE SAVER



The Line Saver is used to reduce the wear caused by the evac. line going over the lift cable. Since drag is also reduced to about 35-40 pounds, it may be necessary to increase braking action by one or two turns of the evac. line about itself. This must be practiced as too much braking action retards lowering causing passengers to spin excessively and become dizzy.

1. Thread the straight end of the evac. line into the Line Saver starting at the bottom (straight) end.
- 2- Slide the Line Saver to about the mid-point of the evac. line. Then throw the straight end of the evac. line over the lift cable from the inside to the outside.
3. If a light line is used to raise the evac. line, the Line Saver is placed near the end of the evac. line to further reduce wear.
4. Pull up the Line Saver to within 10-12 inches of the lift cable. Then with a little tension on both ends of the line, a quick jerk will lock the Line Saver over the lift cable.
5. The rescuer then raises the evacuation device (sling, seat or stirrup) to the passenger.
6. When moving to the next chair, the Line Saver is flipped over chair connector (duckbill or clamp) with a rolling motion. This works best if both patrollers maintain a slack line and move slightly ahead and at least 10 feet to either side.
7. When a tower must be by-passed the outside patroller (belayer) frees the Line Saver from the lift cable with a rolling motion before the evac. line is pulled down by the patroller on the inside.
8. Repeat the operation until all passengers are removed.


BASIC KNOTS AND HOW TO TIE THEM

This handout is intended as a "do-it-yourself" training kit for those who have difficulty with knot tying and are confused by well intentioned but poor instruction. Just select your own ropes - set your own pace - and - do each knot over and over until learned.



FISHERMAN'S

USE: To join two pieces of light rope.



SQUARE

USE: Wherever a simple knot is needed to join two ropes of equal size.




PACKAGE

USE: To keep twine from slipping when tying a knot.



SHEET BEND

USE: To join two light ropes or two ropes of unequal size.



BOWLINE

USE: Anywhere a loop is needed which will not slip.